

# ESU Fall 2003

## Student Population Fast Facts!

Students by Classification	
Freshman	1253
Sophomores	715
Junior	973
Senior	1291
Unclassified Undergrad.	202
Graduate/Doctoral	1844
	6278

Ethnicity						
	Undergraduate		Graduate		Total	
	#	%	#	%	#	%
White	3760	84.8%	1385	75.1%	5145	82.0%
Black	168	3.8%	28	1.5%	196	3.1%
Hispanic	164	3.7%	23	1.2%	187	3.0%
Asian/Pacific Islander	36	0.8%	16	0.9%	52	0.8%
American Indian/Alaskan Native	84	1.9%	77	4.2%	161	2.6%
Non-Resident Alien	32	0.7%	2	0.1%	34	0.5%
Unknown	190	4.3%	313	17.0%	503	8.0%
	4434	100.0%	1844	100.0%	6278	100.0%

Gender		
	Males	Females
Undergrad	1723	2711
Grad	490	1354
	2213	4065

Enrollment Status			
	Undergrad	Grad	Total
Full-time	3852	266	4118
Part-time	582	1578	2160
	4434	1844	6278


Degrees Awarded, FY 2003	
Bachelors	758
Masters	394
Education Specialist	4
Doctoral	0
	1156

Average Age	
Full-time Undergraduates	22
All Undergraduates	23
Full-time Graduates	29
All Graduates	36
All Full-time Students	22
All Students	27

New Students	
First-time, First Year Freshman	817
New Transfers	428

Living Arrangement	
Residence Halls/ESU Apts.	1161
Fraternities & Sororities	233

Most Popular Majors	
Undergrad	Graduate
Elementary Education	Library Science
Pre-Business	HPER
Biology	Special Education
Sociology	Instructional Design/ Technology
Nursing	Educational Administration
Psychology	



# ESU Fall 2003

## Enrollment

## Fast Facts!

### Headcount at Regents Institutions

Emporia State University	6,278
University of Kansas	26,814
KU Med Center	2,458
Kansas State Univ	21,639
KSU Veterinary Med Center	433
KSU Salina	978
Wichita State University	14,896
Pittsburg State University	6,731
Fort Hays State University	7,373
	<hr/>
	87,600

### Average Undergraduate Section Size

School of Business	27.8
The Teachers College	22.2
Liberal Arts & Sciences	18.9
Library & Information Management	11.9
Total University	20.6

### FY 2003 Student Credit Hours

On-Campus	123,658
Off-Campus	25,067
	<hr/>
	148,725

### Full-Time Equivalent Students


Emporia State University	5,038
--------------------------	-------

### Student Credit Hours, Fall 2003

School of Business	8,255
The Teachers College	20,201
Liberal Arts & Sciences	39,495
Library & Information Management	1,637
	<hr/>
	69,588

### FY 2003 Student Credit Hours by School/College

School of Business	18,805
The Teachers College	45,986
Liberal Arts & Sciences	79,700
Library & Information Management	4,234
	<hr/>
	148,725



# ESU Fall 2003

## Faculty\*

### Fast Facts!

Teaching Faculty	
School of Business	30
The Teachers College	71
Liberal Arts & Sciences	139
Library & Information Management	8
	248

Faculty by Rank	
Professor	54
Associate Professor	85
Assistant Professor	75
Instructor	34
	248

Faculty by Gender		
	Male	Female
School of Business	26	4
The Teachers College	37	34
Liberal Arts & Sciences	95	44
Library & Information Management	4	4
University-wide	162	86

Faculty by Ethnicity		
White	226	91%
Black	4	2%
American Indian/Alaskan Native	2	1%
Asian/Pacific Islander	6	2%
Hispanic	10	4%
	248	

Terminal Degrees	
% of faculty with Terminal degree	81%
% of faculty with Doctorate Degree	76%

Tenured Faculty	
School of Business	17
The Teachers College	33
Liberal Arts & Sciences	82
Library & Information Management	5
	137

\*Reflects appointments of full-time instructional personnel, with faculty rank, whose primary assignment is instruction.



# ESU Fall 2003 Tuition & Fees Fast Facts!

Tuition at Regents Universities per Semester		
	Resident	Non-Resident
Emporia State University	\$1,100	\$4,169
University of Kansas	\$1,763	\$5,501
Kansas State University	\$1,755	\$5,700
Wichita State University	\$1,433	\$5,160
Pittsburg State University	\$1,175	\$3,676
Fort Hays State University	\$1,016	\$3,828


In-State Tuition & Fees per Semester	
Emporia State University	\$1,388
University of Kansas	\$2,047
Kansas State University	\$2,030
Wichita State University	\$1,753
Pittsburg State University	\$1,481
Fort Hays State University	\$1,270

Annual Cost of Attendance	
Emporia State University	\$10,124
University of Kansas	\$12,990
Kansas State University	\$13,006
Wichita State University	\$11,538
Pittsburg State University	\$10,260
Fort Hays State University	\$11,304

Required Fees per Semester	
Full-time Student	\$288
Part-time, per credit hour	\$35

FY 2003 Financial Aid	
Number of Students Awarded	8,453
Amount Loaned	\$19,897,671
Loans as a percent of Total	78.2%

Average Loan Debt	
Spring 2003 Bachelors	\$13,036
Spring 2003 Masters	\$15,837



# ESU Fall 2003

## Finance

### Fast Facts!

<b>FY 2003 Budgets at Regents Institutions</b>	
Emporia State University	\$61,602,174
University of Kansas	\$432,461,499
Kansas State University	\$463,681,057
Wichita State University	\$151,747,310
Pittsburg State University	\$64,590,602
Fort Hays State University	\$63,430,391


<b>FY 2002 Gross General Use Expenditure per Student Credit Hour</b>	
Emporia State University	\$239
University of Kansas	\$285
Kansas State University	\$242
Wichita State University	\$246
Pittsburg State University	\$210
Fort Hays State University	\$249
Six-University Average	\$254

<b>ESU FY 2003 Operating Expenditures*</b>	
State General Fund	\$28,944,200
General Fees Fund (Tuition)	\$10,027,352
Other General Use	\$223,300
Restricted Use	\$17,606,093
<b>Total Operating Expenditures</b>	<b>\$56,800,945</b>

<b>ESU FY 2004 Operating Budget by Fund</b>	
State General Fund	\$29,615,801
General Fees Fund (Tuition)	\$12,938,133
Other General Use	\$0
Restricted Use	\$18,965,704
<b>Total Operating Expenditures</b>	<b>\$61,519,638</b>

<b>ESU FY 2004 Operating Budget by Program</b>	
Educational Programs	\$42,371,740
Physical Plant	\$6,227,056
Research	\$327,052
Public Service	\$2,433,282
Scholarships/Fellowship:	\$5,597,388
Auxiliary Enterprises	\$4,563,120
<b>Total Budget</b>	<b>\$61,519,638</b>

\*Excludes capital improvements and service clearing expenditures.



# ESU Fall 2003 Research & Sponsored Projects Fast Facts!

## Proposals Submitted FY 2003

Number of requests	40
Amount requested	\$6,393,108

## Proposals Funded FY 2003

Number of requests	51
Amount requested	\$3,371,284